

HOSE CRIMPING MACHINES AND EQUIPMENT



OLIVET MACHINE TOOL ENGINEERING COMPANY

423 N Main St

P.O. Box 337

Olivet, Michigan 49096

Ph# 269-749-2671

Email: info@omteco.com

www.omteco.com

Order Information, Terms & Conditions

Terms: *International orders*-50% with order placement, balance due prior to shipping.

Shipping: F.O.B. Olivet



Delivery: Some tooling and parts are in stock, others upon request. Delivery times may vary.

Special Orders: Special sizes, custom machines, and re-conditioning services available upon request.



Table of Contents

Hose Crimping Machines	4-7
P-20	4
P-30	4
JR	5
JR-D	5
JRH	6
Smooth Bore	6
JRH w/ Automatic Hose Cutter	7
Tooling	8-11
S-Style Fingers	8-9
R-Style Fingers	9
Mandrels	10
Dies	11
Accessories	12
Repair Parts	13-21
P-20	13
JR	14
JRH	14
Smooth Bore	15
Automatic Hose Cutter	16
R-Style Parts	16-17
JR, JRH, Smooth Bore Interchangeable	17-21
Gilmour	21




HOSE CRIMPING MACHINES

	Model	Description	Includes
	P-20	S-Style Tooling Inside Expansion Only Ribbed Inside Crimp Bench Model Hand Operated Crimper	One Finger Set Mandrel Allen Wrench
	P-30	Outside Crimp Only Bench Model Hand Operated Crimper	Does not include dies


HOSE CRIMPING MACHINES

	Model	Description	Includes
	JR	<ul style="list-style-type: none"> • S-Style Tooling • Ribbed Inside Crimp Only • Air Operated • Bench Model 	<ul style="list-style-type: none"> • Guard • Cylinder • Controls (one finger set) • Wrench Set • Mandrel • All Fittings and Hoses
	JR-D	<ul style="list-style-type: none"> • S-Style Tooling • This is a model JR with 2 crimping stations • 2x Ribbed Inside Crimp Only • Air Operated • Bench Model 	<ul style="list-style-type: none"> • Guard • Cylinder Controls • 2 Finger Sets • 2 Mandrels • Wrench Set • All Fittings and Hoses

HOSE CRIMPING MACHINES

	Model	Description	Includes
 	JRH	<ul style="list-style-type: none"> • S-Style Tooling • Inside &/or Outside Crimp • Air Operated • Pedestal Mount • Ribbed inside, Smooth or Ribbed outside 	<ul style="list-style-type: none"> • Guard • Cylinder • Controls (one finger set) • Wrench Set • One Expansion finger set • Mandrel • All Fittings and Hoses • Does not include outside crimp dies
	Smooth Bore (SB)	<ul style="list-style-type: none"> • Smooth inside and Outside Crimp • Air Operated • Bench Model 	<ul style="list-style-type: none"> • Guard • Cylinder • Controls • One Set of Dies • Mandrels • Wrench Set • All Fittings and Hoses

HOSE CRIMPING MACHINES



Model	Description	Includes
JRH w/ Automatic Hose Cutter	<ul style="list-style-type: none">• Double Head• Smooth or Ribbed Inside & Outside Crimp• Air Operated• Pedestal Mounted	Depends on Customer Needs

Tooling– Fingers




Available styles: S– Style (most common) or R-Style

Prototyping available upon special request

S-Style Finger Models:

Finger Style	Part Number	Size	Mandrel
	196-6 196-8	3/8 3/8	6°
	191-8 139-6 139-8	3/8 1/2 1/2	8°
	121-6 121-8 121s-8 122-6 122-8	5/8 5/8 5/8 3/4 3/4	8°
	222-8 223-8	1/2 7/16 Eyelet	8°
	593-6 593S-6 593-8	19/32 19/32 short 19/32	8°
	SH-6 SH-8 SH	3/4 3/4 3/4	10°

R-Style Finger Models:

Finger Style	Part Number	Size	Mandrel
	420-6 420-8 500-8 500F-8	 1/2 1/2	 500 500
	500 Zero G	1/2	
	750-8	3/4	5°

Tooling– Mandrels

“S” Style



Part Number	Size
	6°
	8°
	10°

“R” Style



Part Number	Size
500	1/2
625	5/8
750	3/4

Smooth Bore



Part Number	Size
358	Nitrox or Chrome
380	TD
395	Non-Lube (no hole)
405	Lube Mandrels (w/ hole)
	Unplated

“B” Style



Part Number	Size
500-625 725-750	500-3 625 5°/side

Tooling– Dies

Ribbed Relieved



Smooth Relieved



Part Number	R-31 R-32 R-33 R-34
	Smooth
	Smooth Relieved
	Ribbed
	Ribbed Relieved
	Smooth Bore
	Blanks

Crimp Die Sizes

Part #	Crimp Dia.
R-15	1.036
R-16	1.011
R-17	.986
R-18	.961
R-19	.936
R-20	.911
R-21	.886
R-22	.861
R-23	.836
R-24	.811
R-25	.786

Part #	Crimp Dia.
R-26	.761
R-27	.736
R-28	.712
R-29	.686
R-30	.661
R-31	.636
R-32	.611
R-33	.586
R-34	.561
R-35	.536
R-36	.511

Part #	Crimp Dia.
R-37	.486
R-38	.461
R-39	.436
R-40	.411
R-41	.386
R-42	.361
R-43	.336
R-44	.311
R-45	.286

Ribbed Relieved


Remember: as the R# increases, the crimp diameter decreases. The amount of increase or decrease is about .024. Example: R-17= .986 or R-25= .786

-.024 +.024
 R-18= .962 R-24= .811

ACCESSORIES

O-Rings (for use on Fingers)

R-Style	VB75117	Viton Large (\$75/100 our cost)
		Viton Small (50/100 our cost)
S-Style	VB75110	Viton Small
		Metal Small
	VB75013	Special Thin for #222



"R" Style

"S" Style



Brass Shims

S-Style Mandrels Only
(Various Sizes)



Mandrel Felts



**6 or 8
Segment Spacer**

R-Style Fingers Only



**Segment
Spacer Covert**



**Finger Nut
Wrench**

Models JRH & SB Only



Mandrel Wrench

Models JR, JRH, & SB Only



Spanner Wrench

Models JR, JRH, & SB Only



Finger Spacing tool

Model JRH Only



Set-up Lever

Models JR, JRH, & SB Only



Repair Parts— P-20 Machine

	Part Number	Description
	Finger Face Plate	Face Plate Same as JR
	Toggle Link	
	Tie Rod	
	Mandrel Holder (Slider)	Similar to JR Part but has a smaller diameter and shorter in length
	Toggle Pin	Comes as a set of 2
	Sleeve	
	Lever Clevis	Bell Crank with pin
	Lever	

Repair Parts– JR Model Machine

	Part Number	Description
	Finger Face Plate	
	Face Plate Short B	
	Face Plate Short C	
	Mandrel Holder (Slider)	Similar to P-20 Part but has a larger diameter and is longer in length
	Holder	



Repair Parts– JRH Model Machine

	Part Number	Description
	S-Style Finger Spacer	10B & 10S Couplings
	Finger Spacer Nut	4 options 26A, 26B, 26C, & 26D


Repair Parts- Smooth Bore Machine

	Part Number	Description
	T Plate Handel	
	Spring Cup	
	Bronze Flange Busing	For cylinder back plate
	Mandrel Lube Nut	
	Lube Nut NEO Male	
	Slide Face Spring Plate	
	Springs	Red or Blue, comes in a set or 4




Repair Parts– Automatic Hose Cutter

	Part Number	Description
	Upper Knife	Standard Blade w/ Coating
	Lower Knife	
	Gear Studs	3 Different Sizes
	Drive Wheels	Come in a pair
All other repair parts for the automatic hose cutter upon request.		



Repair Parts– R-Style

	Part Number	Description
	Yoke/Clevis	Made 2 at a time










Repair Parts– R-Style Continued

	Part Number	Description
	R-Style Front Cover	
	Piston Connecting Link	
	Finger Spacer Holder	






Repair Parts- JR, JRH, Smooth Bore

	Part Number	Description
	Frame Assembly	
	Frame Members	
	Guard	

Repair Parts- JR, JRH, Smooth Bore

	Part Number	Description
	Foot Valve	
	Foot Guard	
	Head Block	
	Bell Crank Assembly	
	Bell Crank Bearings	Set of 2
	L&R Cylinder Brackets	
	JR-12	Tie Rod
	JR-13	Bell Crank Axel
	JR-7	Toggle Arm
	JR-14	JR & JRH Guide
	SB-9	Smooth Bore Guide
	JR-8	Short Pin





Repair Parts- JR, JRH, Smooth Bore

	Part Number	Description
	JR-9	Long Pin
	JR-11	Clevis
	JR-10	Lock Nut
	JR	Face Plate
	JRH-27	Cylinder
	SB-17	
	JRH	Piston
	SB	
	JRH	Cylinder Back Plate
	SB	





Repair Parts- JR, JRH, Smooth Bore

	Part Number	Description
	JRH	Piston Back Plate
	SB	
	JRH	Cylinder Cover Front Plate
	SB	
	JRH	Die Guide Plate
	SB	
	JRH	Die Guide Cover Plate
	SB	
	JRH	Slide
	SB	Lube Slide
	JRH	Piston Spacer & Nut
	SB	
	JRH	Die Holder
	SB	

Repair Parts- JR, JRH, Smooth Bore

	Part Number	Description
	JRH	Connecting Link (4/Machine)
	SB	
	JRH	3/8x.99" Link Pins (4/set)
	SB	
	JRH	3/8x2.25" Link Pins (4/set)
	SB	

Repair Parts- Gilmour

	Part Number	Description
	3/4	Finger comes in a set of 6
	5/8	
		Mandrel
		Body
		Tension Rod